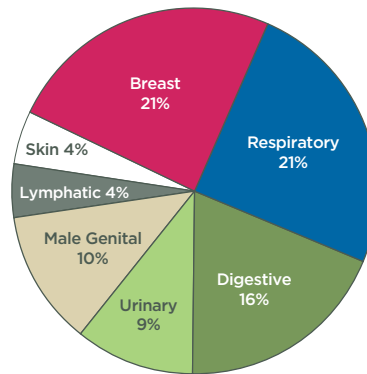


General Cancer Statistics

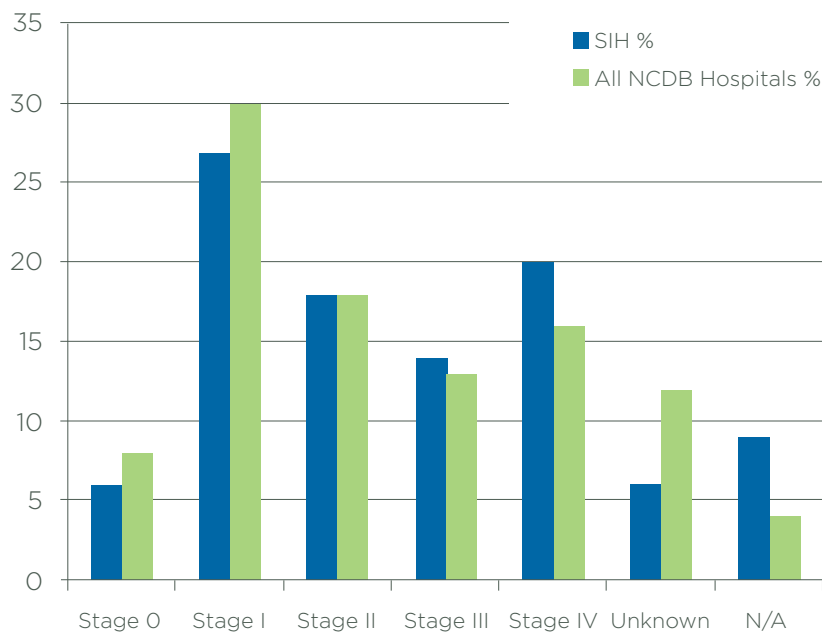
2016 SIH
1028
cancer cases

The overall age & stage distribution compared closely with the 1425 participating National Cancer Database (NCDB) facilities. Somewhat fewer SIH patients have private insurance, & more have Medicaid, Medicare or no insurance, than is the case over all NCDB hospitals.

2016 SIH Cancer Cases
Top Primary Sites



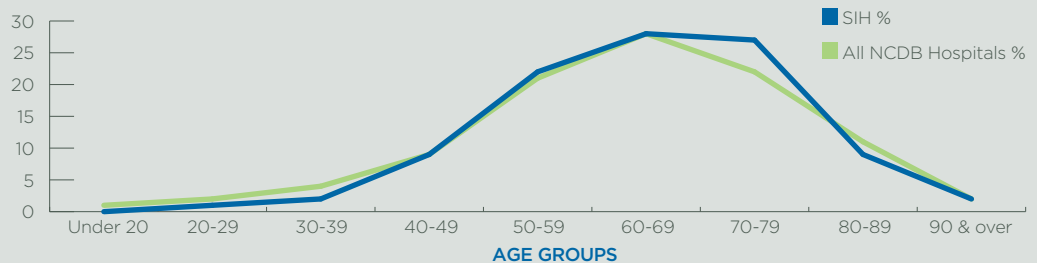
2016 Cancer Cases
Overall Stage Distribution*



2016 Cancer Case Volumes and Sites

PRIMARY SITE	TOTAL
ALL SITES	1028
ORAL CAVITY	17
Lip	0
Tongue	2
Oropharynx	1
Hypopharynx	2
Other	12
DIGESTIVE SYSTEM	164
Esophagus	15
Stomach	8
Colon	58
Rectum	31
Anus/Anal Canal	11
Liver	7
Pancreas	17
Other	17
RESPIRATORY SYSTEM	220
Nasal/Sinus	0
Larynx	10
Lung/Bronchus	208
Other	2
BLOOD & BONE MARROW	30
Leukemia	12
Multiple Myeloma	8
Other	10
BONE	0
CONNECTIVE/SOFT TISSUE	5
SKIN	45
Melanoma	37
Other	8
BREAST	225
FEMALE GENITAL	27
Cervix Uteri	4
Corpus Uteri	11
Ovary	8
Vulva	4
Other	0
MALE GENITAL	98
Prostate	96
Testis	2
URINARY SYSTEM	94
Bladder	36
Kidney/Renal	56
Other	2
BRAIN & CNS	25
Brain	12
Other	13
ENDOCRINE	10
Thyroid	10
Other	0
LYMPHATIC SYSTEM	38
Hodgkins	2
Non-Hodgkins	36
UNKNOWN PRIMARY	29
OTHER/ILL DEFINED	1

2016 SIH
Cancer Patient
Age Distribution*



*Information based on data from National Cancer Data Base, most recent available data.