

N95 Respirator Mask Instructions

What you need



N95 Respirator



Hand Sanitizer




Gloves



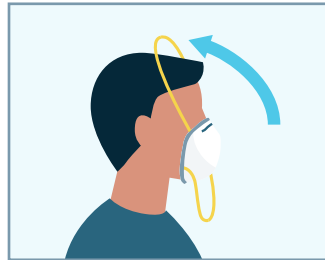
Paper storage bag with paper clip



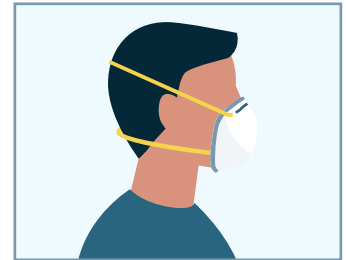
1. **Follow** proper handwashing guidelines and then don gloves.



2. **Position** and hold N95 faceup.



3. **Pinch** top strap and **pull** far over head, ensuring one loop is above ears and other is at nape of neck.



4. **Ensure** proper seal.

N95 Masks Use Instructions

- » Use 1 mask per shift for maximum 12 hours.
- » Store N95 in a labeled paper bag.
- » Do not fold the N95.
- » Fit-check for air leakage before each use.
- » Only wear N95 during aerosol generating procedures (e.g. bronchoscopy, intubation).
- » Discard when:
 - » Physical shape is not maintained.
 - » Mask is soiled or wet.

Perform a N95 Fit & Seal Check Each Time

- » Place both hands completely over donned respirator and inhale.
- » If air leaks around nose, use both hands to mold the nose piece to the shape of your nose
- » If air leaks at the edges, adjust straps alongside of your head.
- » Repeat fit check.

Storing your N95

What you need



N95 Respirator



Hand Sanitizer



Gloves

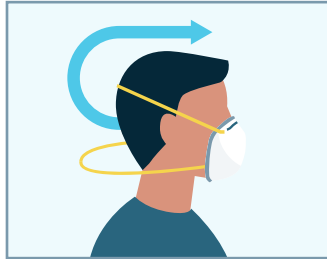


Paper storage bag
with paper clip

Removal




1. **Follow** proper handwashing guidelines and then don gloves.



2. **Pinch** bottom strap and **pull** far over head.
Do not let straps touch mask.

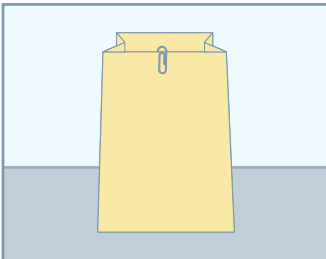


3. **Pinch** top strap and **pull** far over head.
Do not let straps touch your face as you **remove** the N95.

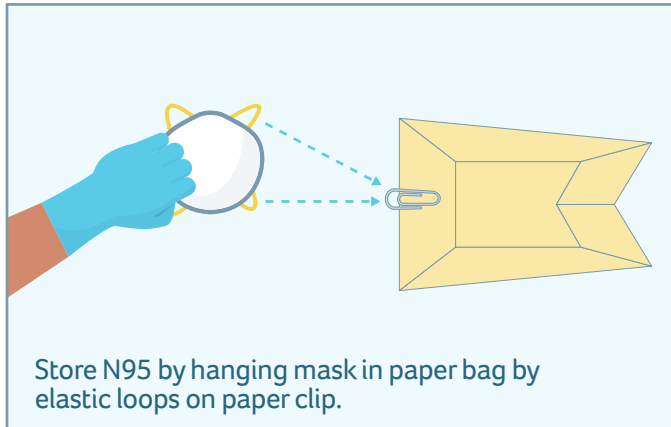


4. **Position** and hold N95 facedown by elastic loops.

Storage




5. **Place** storage bag on clean, flat surface.




Store N95 by hanging mask in paper bag by elastic loops on paper clip.

- 6.
- a. **Store N95** by hanging mask in paper bag by elastic loops on paper clip.
 - b. **Avoid** touching the inside or outside of the bag or your mask.
 - c. **Remove gloves** and sanitize hands.
 - d. **Attach label** with name and date that mask was used. Masks can be hung to rest for three days and used again. Rotate masks up to five times each.

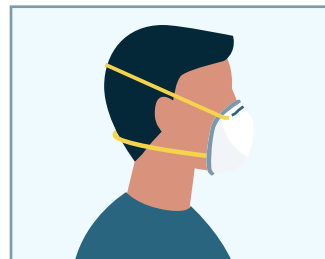
Retrieval



1. **Sanitize** hands and don new gloves.



2. **Remove** N95 from the paper clip in storage bag by elastic loops.
Avoid touching inside of mask.



3. **Put on** N95, ensuring proper seal.
Ensure straps are not crossing.